



# DAILY SPICES REPORT

19 June 2026

### NCDEX Future Market Update

Commodity	Expiry	Open	High	Low	Close	% Change
TURMERIC	20-Aug-26	17,134.00	17,300.00	17,000.00	17,120.00	-0.04
TURMERIC	16-Oct-26	18,268.00	18,268.00	17,594.00	17,868.00	0.82
JEERA	20-Jul-26	20,620.00	20,800.00	20,520.00	20,770.00	0.39
JEERA	20-Aug-26	20,900.00	21,025.00	20,745.00	20,990.00	-0.10
DHANIYA	20-Aug-26	14,290.00	14,748.00	14,224.00	14,654.00	2.49
DHANIYA	19-Oct-26	14,932.00	15,400.00	14,932.00	15,172.00	1.83

### Spot Market Update

Commodity	Place	Price	% Chg
Jeera	उंझा	20,494.30	-0.09
Jeera	जोधपुर	20,500.00	1.23
Dhaniya	गोंडल	14,078.75	0.2
Dhaniya	कोटा	14,328.15	-0.27
Turmeric (Unpolished)	निजामाबाद	15,489.70	1.93
Turmeric (Farmer Polished)	निजामाबाद	16,382.05	0.94

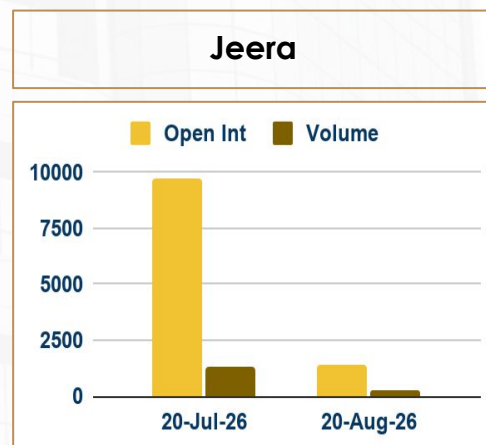
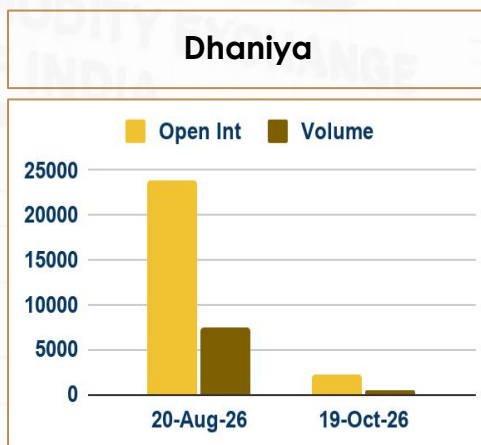
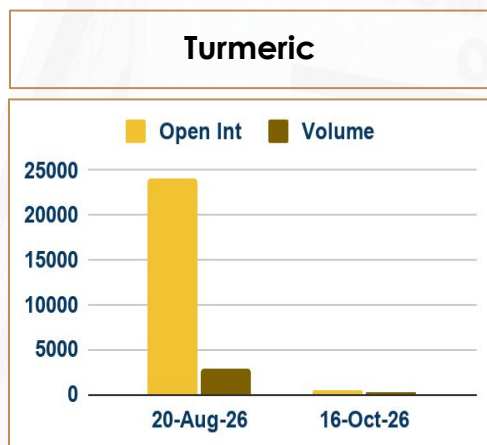
### Currency Market Update

Currency	Country	Rates
USDINR	India	94.35
USDCNY	China	6.77
USDBDT	Bangladesh	122.80
USDHKD	Hongkong	7.84
USDMYR	Malaysia	4.12
USDAED	UAE	3.67
EURUSD	Europe	1.15

### Open Interest Snapshot

Commodity	Expiry	% Change	% Oi Change	Oi Status
TURMERIC	20-Aug-26	-0.04	1.15	Fresh Selling
TURMERIC	16-Oct-26	0.82	30.56	Fresh Buying
JEERA	20-Jul-26	0.39	-1.01	Short Covering
JEERA	20-Aug-26	-0.10	10.62	Fresh Selling
DHANIYA	20-Aug-26	2.49	0.63	Fresh Buying
DHANIYA	19-Oct-26	1.83	3.19	Fresh Buying

### OI & Volume Chart



## Technical Snapshot



SELL JEERA JUL @ 20800 SL 21000 TGT 20500-20300. NCDEX

**Spread** JEERA AUG-JUL 220.00

### Observations

Jeera trading range for the day is 20420-20980.

Jeera gains on short covering and as availability of premium quality, bold seeds is shrinking.

European and North American buyers have re-entered the market, specifically targeting residue-compliant and high-specification lots.

Large industrial processors have started increasing their "hand-to-mouth" inventory levels at these lower price points.

In Unjha, a major spot market, the price ended at 20494.3 Rupees dropped by -0.09 percent.

### Trading Levels

Commodity	Expiry	Close	R2	R1	PP	S1	S2
JEERA	20-Jul-26	20,770.00	20980.00	20880.00	20700.00	20600.00	20420.00
JEERA	20-Aug-26	20,990.00	21200.00	21100.00	20920.00	20820.00	20640.00

## Technical Snapshot



**SELL DHANIYA AUG @ 14700 SL 14900 TGT 14400-14200. NCDEX**

**Spread** DHANIYA OCT-AUG 518.00

### Observations

Dhaniya trading range for the day is 14018-15066.

Dhaniya gains as latest industry reports confirm a third consecutive year of declining production.

2026 output estimated at just 9.5–9.7 million bags, down from 11 million last year.

Carryover stocks have plummeted to 20–25 lakh bags, a significant drop from the 35–36 lakh bags held in 2025.

In Gondal, a major spot market, the price ended at 14078.75 Rupees gained by 0.2 percent.

### Trading Levels

Commodity	Expiry	Close	R2	R1	PP	S1	S2
DHANIYA	20-Aug-26	14,654.00	15066.00	14860.00	14542.00	14336.00	14018.00
DHANIYA	19-Oct-26	15,172.00	15636.00	15404.00	15168.00	14936.00	14700.00

## Technical Snapshot



**SELL TURMERIC AUG @ 17200 SL 17500 TGT 16900-16700. NCDEX**

**Spread** TURMERIC OCT-AUG **748.00**

### Observations

Turmeric trading range for the day is 16840-17440.

Turmeric dropped amid increased selling pressure from farmers seeking to liquidate stocks during the current peak harvest window.

While cumulative exports are up, immediate fresh orders from Europe and the U.S. slowed.

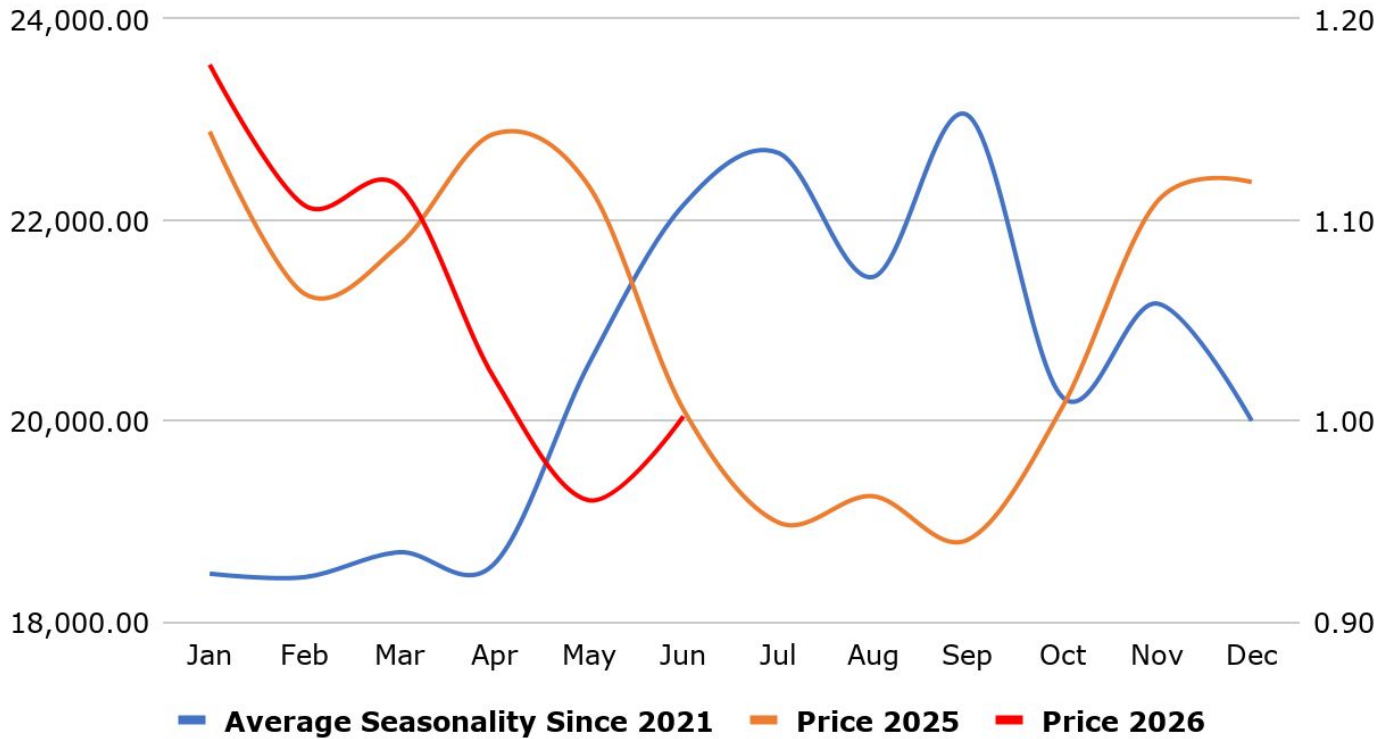
The Southwest Monsoon's advance into Southern India has improved sentiment for the sowing season.

In Nizamabad, a major spot market, the price ended at 16382.05 Rupees gained by 0.94 percent.

### Trading Levels

Commodity	Expiry	Close	R2	R1	PP	S1	S2
TURMERIC	20-Aug-26	17,120.00	17440.00	17280.00	17140.00	16980.00	16840.00
TURMERIC	16-Oct-26	17,868.00	18584.00	18226.00	17910.00	17552.00	17236.00

### NCDEX Jeera Seasonality



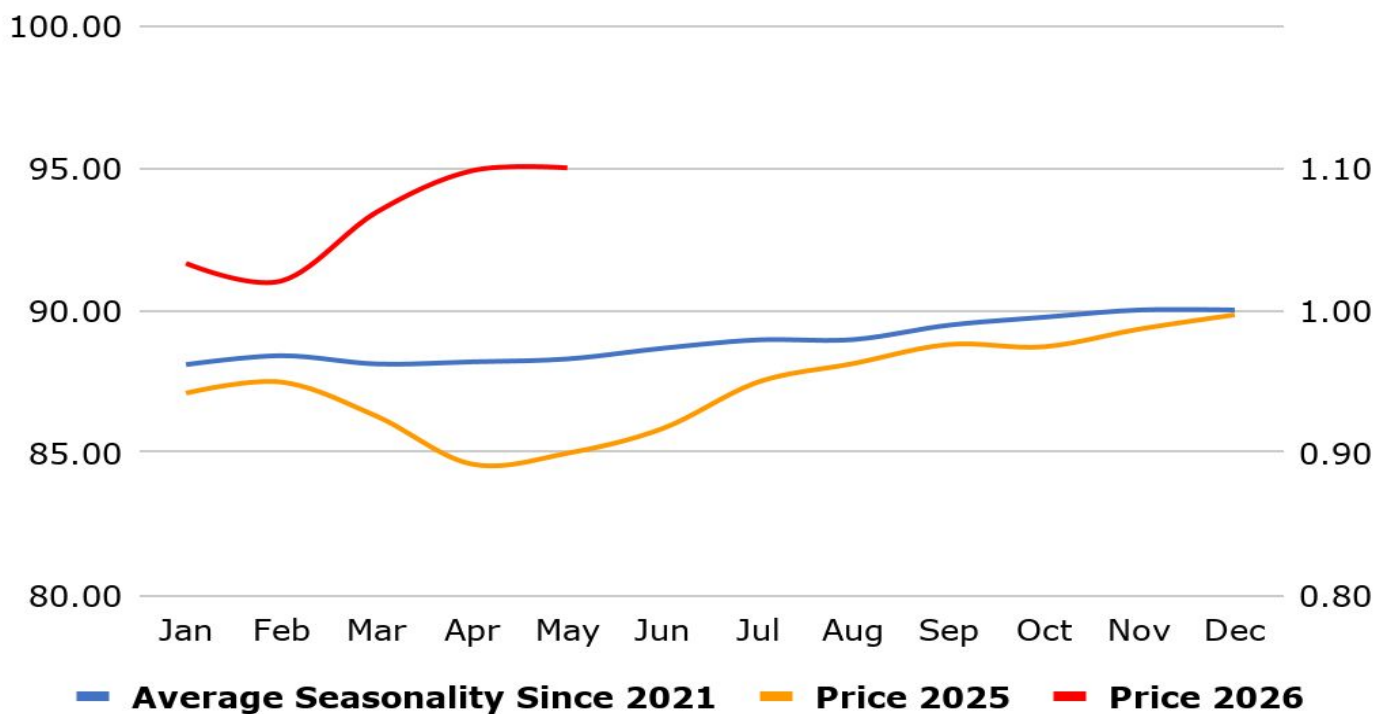
### NCDEX Dhaniya Seasonality



## NCDEX Turmeric Seasonality



## USDINR Seasonality



# Stay Ahead in Markets with Kedia Advisory



Get Live Commodity & Equity Market Updates backed by in-depth research, data-driven insights, and expert analysis.



## Why Kedia Advisory

- Real-time market updates
- Key levels & trend direction
- Research-based market views
- Trusted by active traders & investors

Visit: Kedia Advisory Website

[www.kediaadvisory.com](http://www.kediaadvisory.com)

CLICK HERE



SCAN ME



**Kedia Stocks and Commodities Research Pvt Ltd**

SEBI REGISTRATION NUMBER : INH000006156

Aadinath Commercial, Opp. Mumbai University, Vasant Valley Road, Khadakpada, Kalyan West

Investment in securities market are subject to market risks, read all the Related documents carefully before investing.



**Scan the QR to  
connect with us**



**KEDIA ADVISORY**

## **KEDIA STOCKS & COMMODITIES RESEARCH PVT LTD.**

Mumbai. INDIA.

For more details, please contact Mobile: +91 9619551022

Email: [info@kediaadvisory.com](mailto:info@kediaadvisory.com)

SEBI REGISTRATION NUMBER - INH000006156

For more information or to subscribe for monthly updates

Visit [www.kediaadvisory.com](http://www.kediaadvisory.com)

This Report is prepared and distributed by Kedia Stocks & Commodities Research Pvt Ltd. for information purposes only. The recommendations, if any, made herein are expressions of views and/or opinions and should not be deemed or construed to be neither advice for the purpose of purchase or sale through KSCRPL nor any solicitation or offering of any investment /trading opportunity. These information/opinions/ views are not meant to serve as a professional investment guide for the readers. No action is solicited based upon the information provided herein. Recipients of this Report should rely on information/data arising out of their own investigations. Readers are advised to seek independent professional advice and arrive at an informed trading/investment decision before executing any trades or making any investments. This Report has been prepared on the basis of publicly available information, internally developed data and other sources believed by KSCRPL to be reliable. KSCRPL or its directors, employees, affiliates or representatives do not assume any responsibility for or warrant the accuracy, completeness, adequacy and reliability of such information/opinions/ views. While due care has been taken to ensure that the disclosures and opinions given are fair and reasonable, none of the directors, employees, affiliates or representatives of KSCRPL shall be liable for any direct, indirect, special, incidental, consequential, punitive or exemplary damages, including lost profits arising in any way whatsoever from the information/opinions/views contained in this Report. The possession, circulation and/or distribution of this Report may be restricted or regulated in certain jurisdictions by appropriate laws. No action has been or will be taken by KSCRPL in any jurisdiction (other than India), where any action for such purpose (s) is required. Accordingly, this Report shall not be possessed, circulated and/ or distributed in any such country or jurisdiction unless such action is in compliance with all applicable laws and regulations of such country or jurisdiction. KSCRPL requires such a recipient to inform himself about and to observe any restrictions at his own expense, without any liability to KSCRPL. Any dispute arising out of this Report shall be subject to the exclusive jurisdiction of the Courts in India.